

New York State Governor 2026

Survey Results & Crosstabulations

Field Dates: June 11–14, 2026

Method: SMS-to-Web (Typeform)

Sample: Registered NY Voters (L2)

N (Complete): 229 of 272

MOE: ±6.5 pts @ 95% CI

Pollster: Pollfinity Research LLC

Universe: Registered NY State Voters

Sample Frame: L2 Voter File

Mode: SMS invitation → Typeform web survey

Dates: June 11–14, 2026

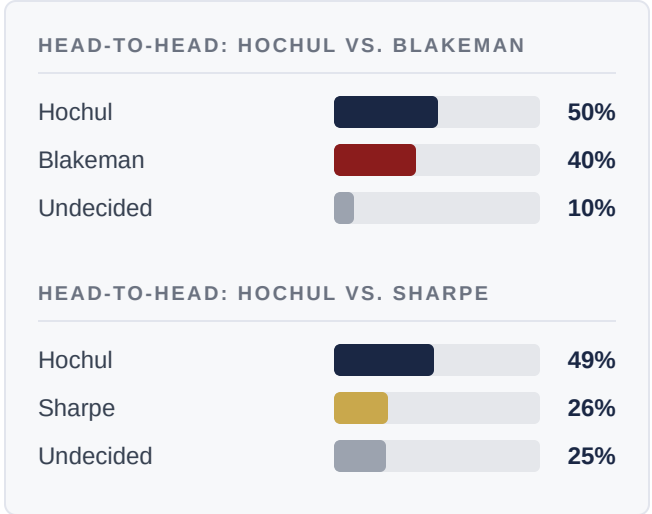
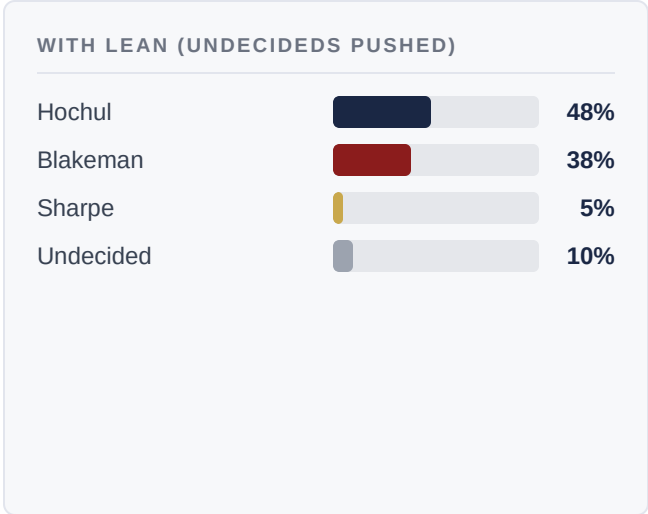
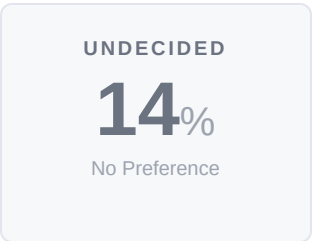
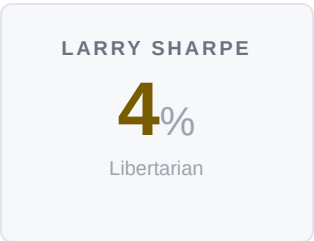
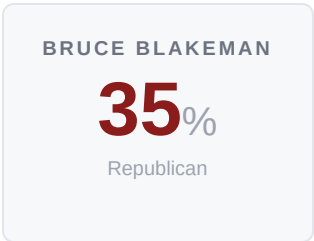
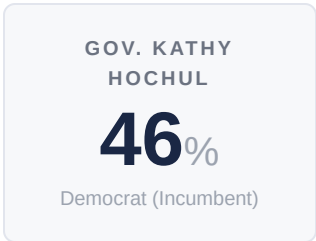
Weighted: No (unweighted)

KEY FINDINGS

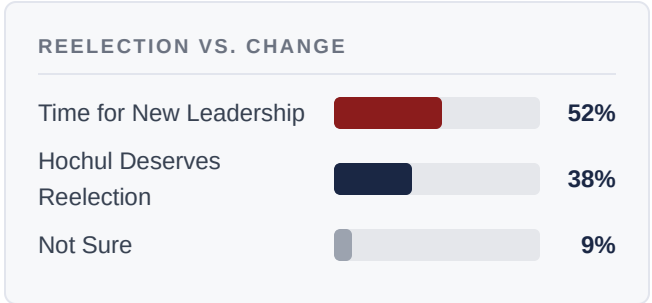
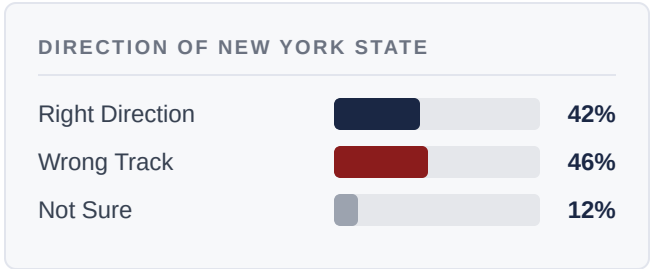
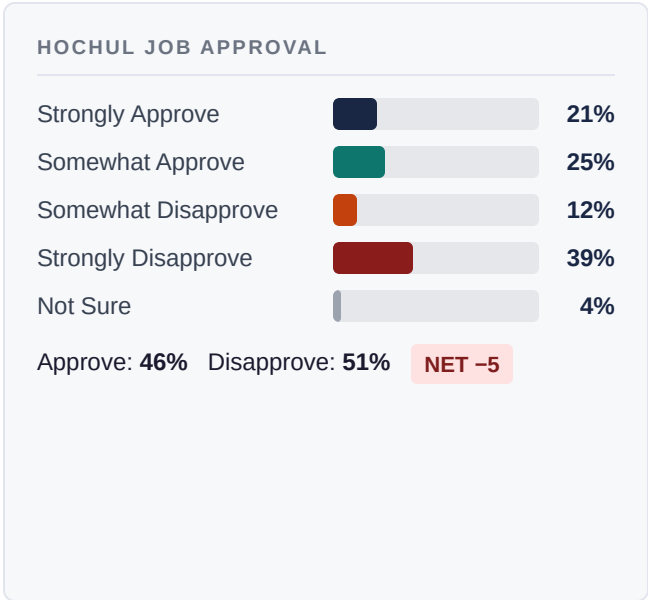
- ▶ **Hochul leads but is below 50%:** In the three-way race, Gov. Kathy Hochul receives 46% to Republican Nassau County Executive Bruce Blakeman's 35%, with 14% undecided. Even with undecideds pushed, Hochul tops out at 48% — a warning sign for an incumbent.
- ▶ **Voters want change:** A majority (52%) say it is "time for new leadership" in Albany, versus only 38% who say Hochul deserves reelection. Just 42% say New York is on the right track.
- ▶ **Hochul's job approval is net negative:** 46% approve of the job Hochul is doing as Governor; 51% disapprove — a net of -5 points. A plurality (39%) *strongly* disapprove.
- ▶ **Head-to-head: Hochul 50%, Blakeman 40%:** In a direct matchup without Sharpe, Hochul holds a 10-point lead, but remains at exactly 50% with 10% undecided.
- ▶ **Upstate is competitive:** In the "Rest of State" region, Hochul leads Blakeman 41%–36% in the full field but trails 44%–45% head-to-head — a potential path to victory for Blakeman.
- ▶ **Libertarian Larry Sharpe has very low name recognition:** 64% of voters have never heard of Sharpe; he draws 4% in the full field and 26% in a head-to-head with Hochul. Among those familiar, his favorability is mixed.
- ▶ **Cost of living dominates the issue landscape:** 28% of voters name cost of living/inflation as their top issue — more than twice any other issue. Taxes (13%) and crime (10%) round out the top three.
- ▶ **GOP primary is unformed:** In a Blakeman vs. Sharpe primary test (all voters), Blakeman leads 37%–13% but 50% are undecided — reflecting Sharpe's low visibility.
- ▶ **Partisan polarization is near-total:** 96% of registered Republicans back Blakeman; 78% of Democrats back Hochul. The election will turn on unaffiliated voters (n=71), who currently split 37%–27% for Hochul.

TOPLINE RESULTS


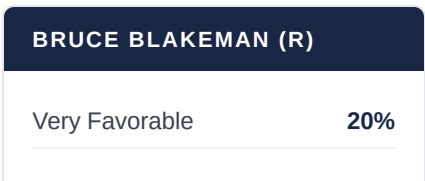
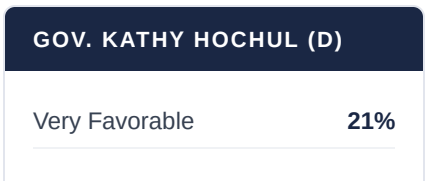
THREE-WAY RACE — FULL FIELD | N=229 complete interviews

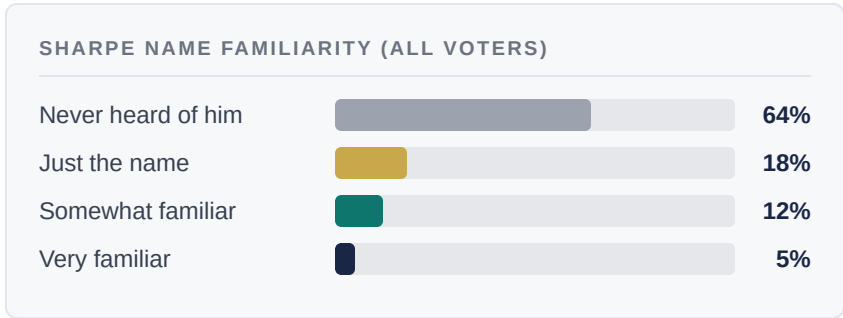
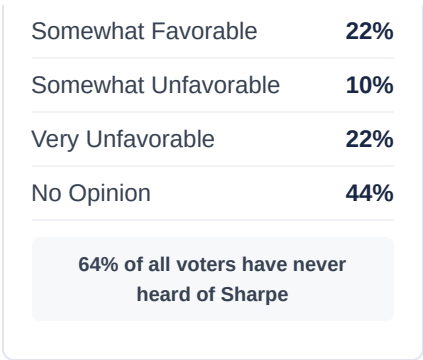
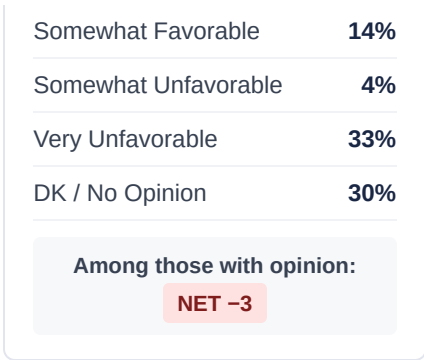
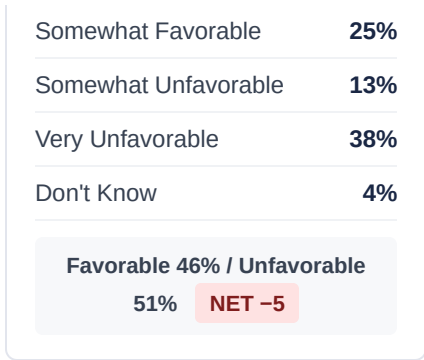


GUBERNATORIAL JOB APPROVAL & STATE DIRECTION



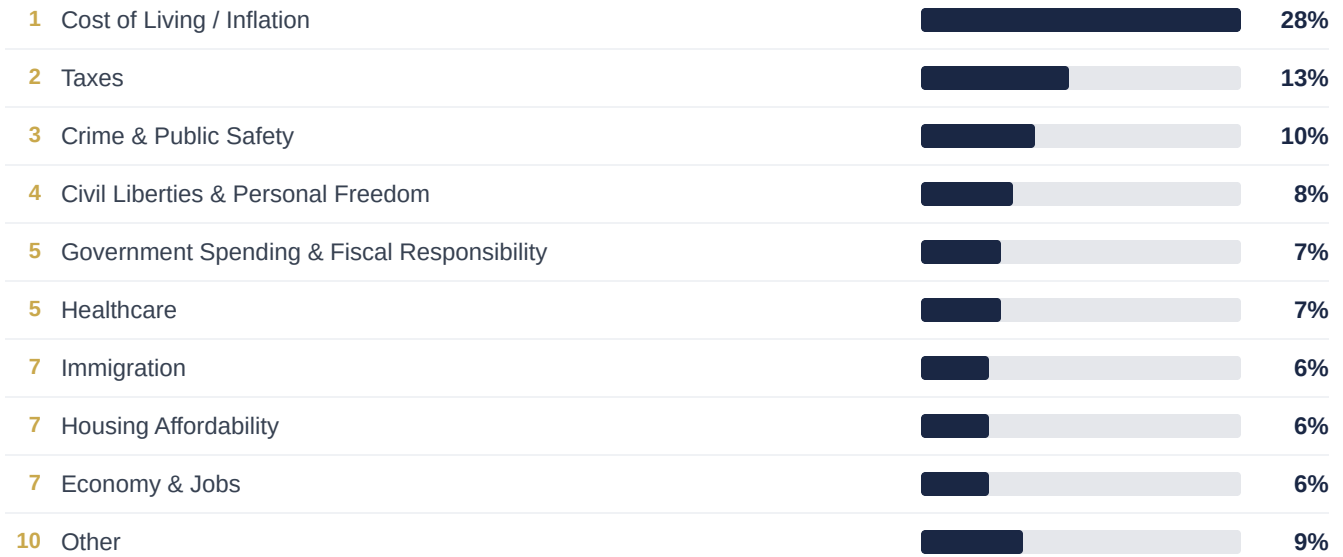
CANDIDATE FAVORABILITY





MOST IMPORTANT ISSUE FACING NEW YORK

Q: What is the most important issue facing New York State? (Single choice)



CROSSTABULATIONS — VOTE CHOICE (FULL THREE-WAY FIELD)

Q: If the election for Governor of New York were held today, and the candidates were Democrat Kathy Hochul, Republican Bruce Blakeman, and Libertarian Larry Sharpe, for whom would you vote? | Row percentages; columns may not sum to 100 due to rounding.

BY PARTY REGISTRATION

Party	N	Hochul (D)	Blakeman (R)	Sharpe (L)	Undecided
Democrat	101	78%	8%	2%	12%
Republican	48	2%	96%	0%	2%
Conservative Party	9	0%	89%	0%	11%
Unaffiliated / Other	71	37%	27%	10%	27%

* Conservative Party cell n=9; interpret with caution.

BY GENDER

Gender	N	Hochul (D)	Blakeman (R)	Sharpe (L)	Undecided
Male	123	46%	36%	6%	12%
Female	90	48%	33%	2%	17%

BY AGE GROUP

Age Group	N	Hochul (D)	Blakeman (R)	Sharpe (L)	Undecided
18–29 †	3	67%	33%	0%	0%
30–40	20	60%	20%	10%	10%
41–55	44	46%	30%	11%	14%
56–65	60	37%	37%	2%	25%
66–75	63	48%	44%	2%	6%
75+	39	51%	33%	0%	15%

† 18–29 cell n=3; results not interpretable. Presented for completeness only.

BY REGION

Region	N	Hochul (D)	Blakeman (R)	Sharpe (L)	Undecided
New York City	62	53%	32%	2%	13%
Long Island / NYC Suburbs	46	52%	37%	2%	9%
Rest of State (Upstate)	121	41%	36%	6%	17%

BY RACE / ETHNICITY

Race / Ethnicity	N	Hochul (D)	Blakeman (R)	Sharpe (L)	Undecided
White	165	49%	36%	4%	12%

Race / Ethnicity	N	Hochul (D)	Blakeman (R)	Sharpe (L)	Undecided
Black	19	68%	5%	16%	11%
Hispanic †	13	31%	39%	0%	31%
Asian / Other	32	28%	47%	0%	25%

† Hispanic cell n=13; use caution. Black cell n=19; directional only.

BY EDUCATION

Education Level	N	Hochul (D)	Blakeman (R)	Sharpe (L)	Undecided
College Graduate or Higher	186	51%	31%	4%	15%
Non-College (Some College / HS or Less)	43	28%	56%	2%	14%

BY 2024 PRESIDENTIAL VOTE

2024 Presidential Vote	N	Hochul (D)	Blakeman (R)	Sharpe (L)	Undecided
Donald Trump (2024)	82	0%	89%	1%	10%
Kamala Harris (2024)	122	80%	3%	4%	12%
Other / Did Not Vote †	25	32%	16%	12%	40%

† Other/Did Not Vote cell n=25; results directional.

HEAD-TO-HEAD CROSSTABS — HOCHUL VS. BLAKEMAN

Q: If the 2026 Governor's race came down to just Hochul and Blakeman, for whom would you vote?

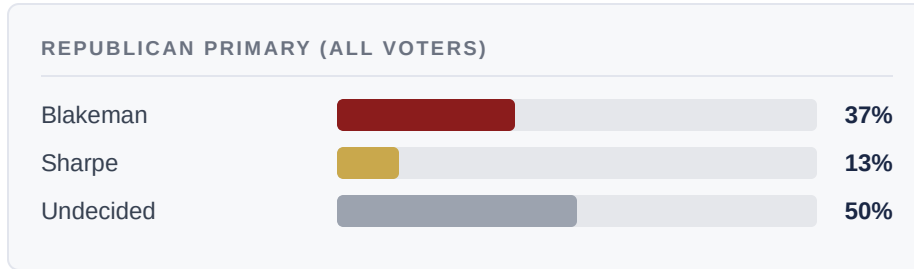
BY REGION

Region	Hochul (D)	Blakeman (R)	Undecided
New York City	60%	32%	8%
Long Island / NYC Suburbs	54%	37%	9%
Rest of State (Upstate) ← <i>Blakeman competitive</i>	44%	45%	11%

Note: Upstate is the only region where Blakeman leads or ties in the head-to-head matchup.

GOP PRIMARY TEST — BLAKEMAN VS. SHARPE (ALL VOTERS)

Q: If the Republican primary for Governor were held today between Bruce Blakeman and Larry Sharpe, for whom would you vote?
Asked of all respondents.



Note: High undecided reflects Sharpe's near-universal lack of name recognition (64% have never heard of him). This question was asked of the full sample and is not limited to registered Republicans.

Methodology & Notes

This survey was conducted by Pollfinitly Research LLC June 11–14, 2026 among 229 registered New York State voters who completed the full questionnaire (272 total respondents contacted; 229 complete). Respondents were recruited from the L2 voter file via SMS invitation and completed the survey via Typeform web interface. The survey is unweighted. The margin of sampling error is ± 6.5 percentage points at the 95% confidence level for the full sample. Subgroup margins of error are larger. Cells with $n < 25$ are flagged with a dagger (†) and should be interpreted with caution. Larry Sharpe is the Libertarian Party candidate. Bruce Blakeman is Nassau County Executive. Pollfinitly Research LLC is an independent polling firm. This survey was not commissioned by any candidate or political party. Data are subject to rounding; percentages may not sum to exactly 100%.